


Angio with Fixation Set for Instrument Rail

Phased out - support up till 2027



Highlights

High standards

Lode is a socially and environmentally responsible company. All Lode products are RoHS/WEE compliant and Lode is ISO 9001:2015, and ISO 13485:2016 certified. All medical products comply to MDD 93/42/EEC, incl. IEC 60601-1.

Reliable and reproducible stress tests

The experience of professionals who calibrate many ergometers showed that the Lode ergometers are the most reliable across the complete workload and rpm range and still within specifications even after many years of intensive use.

Various test modes

Besides the hyperbolic (rpm-independent) mode that is used most of the time, the standard control unit offers several other test modes, like the fixed torque mode and the linear mode. These modes can be used in both manual and terminal mode.

Multifunctional

The ergometer can be used in various ergometry settings, enabling a multifunctional deployment.

Stability

Since athletes are getting more and more powerful and testing more extreme, the ergometer is designed for high workloads up to 2500 watt. Even the strongest and most powerful athletes will experience a stable and comfortable basis.



Angio with Fixation Set for Instrument Rail



Phased out - support up till 2027

In this system, the Angio is supplied with a multifunctional fixation set. With this set, the Angio ergometer can be mounted easily on all Imaging / Physiotherapy / Examination tables that have a standard instrument side rail of 25x10 mm. The adjustability range is 580-860 mm (width) and 20-120 mm (height). Pedal shoes and a RPM/Watt Meter are standard included. The Angio is an ergometric unit that can be used for both arm and supine ergometry. Its compact design makes it universally applicable for ergometric studies in those sectors in which standard ergometry cannot be used. The Angio operates independent of pedaling speed in the range of 7 - 1000 watt. For communication with ECG-devices or PC, both RS232 and analog interfaces come standard with the ergometer. The external control unit has one display unit showing multiple ergometry parameters (free adjustable).

Features

**7
watt**

Extreme low start up load

The extreme low start-up load of 7 watts and the adjustability in small steps of 1 watt make this ergometer perfectly suitable for many different applications. The standard control unit shows multiple ergometry parameters and you can determine your specific default setting and start-up menu.



Accurate over a long period of time

The Lode ergometers are supplied with an electro-magnetic braking mechanism of Lanooy (eddy current). The biggest advantage of this braking system compared to a friction braking system is the absolute accuracy and the accuracy over time. Moreover, friction braking systems have more wearing parts.

**1
watt**

Small adjustment steps

The workload of the Lode ergometers is adjustable in steps of only 1 watt. Depending on your wishes, the test operator or the test subject can adjust the workload. The steps of 1 watt are possible in the manual mode as well as within protocols.



RS232 connectivity

RS232 ports enable connectivity to most ECG and ergospirometry devices as well as PC's.



LEM compatible

This product can be used with Lode Ergometry Manager (LEM) software to manage data and to apply specific protocols when a Communication card is present



LCRM compatible

This product can be used with Lode Cardiac Rehabilitation Manager software (LCRM)



Versatile controls

Additional features with PCU

Besides the possibility to program 24 protocols easily, this control unit offers the following features:


- better monitoring because of the additional and larger display
- a perfect combination with BPM
- possibility to measure SpO2



Versatile Interfacing










Various interface protocols guarantee perfect communication with all commonly known stress ECG and spirometry equipment

Angio with Fixation Set for Instrument Rail



Phased out - support up till 2027

Angio with Fixation Set for Instrument Rail can a.o be extended with the following options:

<p>Programmable Control Unit</p> <p>Easier and faster</p>  <p>Partnumber: 928812</p>	<p>Programmable Control Unit with SpO2 & Heart rate</p> <p>Measurement of oxygen saturation</p>  <p>Partnumber: 928842</p>	<p>Heart rate</p> <p>Heart rate controlled cycling</p>  <p>Partnumber: 917810</p>	<p>Assistive start up system</p> <p>Lowest possible startup power</p>  <p>Partnumber: 906805</p>	<p>Pedal shoes pediatric (pair)</p> <p>Pedal shoes for children</p>  <p>Partnumber: 917833</p>
<p>Pedal shoes extra large (pair)</p> <p>For large feet sizes</p>  <p>Partnumber: 917834</p>	<p>USB to Serial converter</p> <p>Easy connection</p>  <p>Partnumber: 226012</p>	<p>Blood Pressure Module</p> <p>Accurate measurement without trigger</p>  <p>Partnumber: 928818 -</p>	<p>RS232 cable</p> <p>Easy connection</p>  <p>Partnumber: 930911</p>	

Angio with Fixation Set for Instrument Rail



Phased out - support up till 2027

Specifications

Workload

Minimum load	7 W
Maximum peak load	1000 W
Minimum load increments	1 W
Maximum continuous load	750 W
Hyperbolic workload control	✓
Linear workload control	✓
Fixed torque workload control	✓
Maximum rpm independent constant load	150 rpm
Minimum rpm independent constant load	30 rpm
Optional heart rate controlled workload	✓
Electromagnetic "eddy current" braking system	✓
Dynamic calibration	✓

Accuracy

Workload accuracy from 7 to 100 W	3 W
Workload accuracy from 100 to 500 W	3 %
Workload accuracy from 500 to 1000 W	5 %

Comfort

Pedal shoes	✓
-------------	---

User Interface

Readout Distance	✓
Readout RPM	✓
Readout Heartrate	✓
Readout target HR	✓
Readout Energy	✓
Readout Torque	✓
Readout Time	✓
Readout Power	✓
Set Display	✓
Set Resistance	✓
Set P-Slope	✓
Set Mode	✓
Manual operation mode	✓
Preset protocol operation mode	✓
Analog operation mode	✓
Terminal operation mode	✓
External control unit	✓
Selfdesigned protocol operation mode	✓

Connectivity

Analog connector	✓
------------------	---

Order info

Partnumber: 917905

*Specifications are subject to change without notice.

Dimensions

Maximum table width	920 mm	36.2 inch
Minimum table width	580 mm	22.8 inch
Product length (cm)	72 cm	28.3 inch
Product width (cm)	77 cm	30.3 inch
Product height	73 cm	28.7 inch
Product weight	39 kg	86 lbs

Power requirements

115 V AC 50/60 Hz (138 VA)	✓
230 V AC 50/60 Hz (138 VA)	✓

Standards & Safety

IEC 60601-1:2005	✓
ISO 13485:2016 compliant	✓
ISO 9001:2015 compliant	✓

Certification

CE class Im according to MDD93/42/EEC	✓
CB according to IEC60 CB	✓