

# Angio with automatic stand

Phased out - support up till 2027



## Highlights

### Easy to operate

For Lode products this means:

- easy to connect
- easy to move around
- easy user interface

### Reliable and reproducible stress tests

The experience of professionals who calibrate many ergometers shows that the Lode ergometers are the most reliable across the complete workload and rpm range and still within specifications even after many years of intensive use.

### High standards

Lode is a socially and environmentally responsible company. All Lode products are RoHS/WEE compliant and Lode is ISO 9001:2015, and ISO 13485:2016 certified. All medical products comply to MDD 93/42/EEC, incl. IEC 60601-1.

### Additional features with PCU

Besides the possibility to program 24 protocols easily, this control unit offers the following features:

- better monitoring because of the additional and larger display
- a perfect combination with BPM
- possibility to measure SpO2



# Angio with automatic stand

Phased out - support up till 2027



With the stand for the Angio, the ergometer can move up and down over a range of 140 cm. With the stand it is easier to move your arm ergometry setting to another room, because it stands free. Handgrips are standard included. The Angio is an ergometric unit that can be used for both arm and supine ergometry. Its compact design makes it universally applicable for ergometric studies in those sectors in which standard ergometry cannot be used. The Angio operates independent of pedaling speed in the range of 7 - 1000 watt. For communication with ECG-devices or PC, both RS232 and analog interfaces come standard with the ergometer. The external control unit has one display unit showing multiple ergometry parameters (free adjustable).

## Features

**1  
watt**

### Small adjustment steps

The workload of the Lode ergometers is adjustable in steps of only 1 watt. Depending on your wishes, the test operator or the test subject can adjust the workload. The steps of 1 watt are possible in the manual mode as well as within protocols.

**7  
watt**

### Extreme low start-up load

The extreme low start-up load of 7 watts and the adjustability in small steps of 1 watt make this ergometer perfectly suitable for many different applications. The standard control unit shows multiple ergometry parameters and you can determine your specific default setting and start-up menu.



### Accurate over a long period of time

The Lode ergometers are supplied with an electro-magnetic braking mechanism of Lanooy (eddy current). The biggest advantage of this braking system compared to a friction braking system is the absolute accuracy and the accuracy over time. Moreover, friction braking systems have more wearing parts.



### RS232 connectivity

RS232 ports enable connectivity to most ECG and ergospirometry devices as well as PC's.



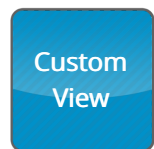
### LEM compatible

This product can be used with Lode Ergometry Manager (LEM) software to manage data and to apply specific protocols when a Communication card is present



### LCRM compatible

This product can be used with Lode Cardiac Rehabilitation Manager software (LCRM)



### Custom View

### Customer specific display setting

Display settings are adjustable according to your specific requirements: each individual has its specific wishes about the parameters to be displayed. This can easily be adjusted with the Lode ergometers.



### Versatile Interfacing














Various interface protocols guarantee perfect communication with all commonly known stress ECG and spirometry equipment

# Angio with automatic stand

Phased out - support up till 2027



Angio with automatic stand can a.o be extended with the following options:

<p><b>Programmable Control Unit</b></p> <p>Easier and faster</p>  <p>Partnumber: 928812</p>	<p><b>Programmable Control Unit with SpO2 &amp; Heart rate</b></p> <p>Measurement of oxygen saturation</p>  <p>Partnumber: 928842</p>	<p><b>Heart rate</b></p> <p>Heart rate controlled cycling</p>  <p>Partnumber: 917810</p>	<p><b>0-Watt start-up system</b></p> <p>Lowest possible startup power</p>  <p>Partnumber: 906805</p>	<p><b>Pedal shoes (pair)</b></p> <p>Extra stability during cycling</p>  <p>Partnumber: 917803</p>
<p><b>Pedal shoes pediatric (pair)</b></p> <p>Pedal shoes for children</p>  <p>Partnumber: 917833</p>	<p><b>Pedal shoes extra large (pair)</b></p> <p>For large feet sizes</p>  <p>Partnumber: 917834</p>	<p><b>RPM/Watt meter Angio &amp; Corival Supine</b></p> <p>Clear feedback to tested person</p>  <p>Partnumber: 917804</p>	<p><b>USB to Serial converter</b></p> <p>Easy connection</p>  <p>Partnumber: 226012</p>	<p><b>Handgrips (pair)</b></p> <p>Versatile ergometry</p>  <p>Partnumber: 917812</p>
<p><b>Electric adjustable chair for arm ergometer</b></p> <p>Comfortable seating position in front of the</p>  <p>Partnumber: 917813</p>	<p><b>Blood Pressure Module</b></p> <p>Accurate measurement without trigger</p>  <p>Partnumber: 928818 -</p>	<p><b>RS232 cable</b></p> <p>Easy connection</p>  <p>Partnumber: 930911</p>		

# Angio with automatic stand

Phased out - support up till 2027



## Specifications

### Workload

Minimum load	7 W
Maximum peak load	1000 W
Minimum load increments	1 W
Maximum continuous load	750 W
Hyperbolic workload control	✓
Maximum rpm independent constant load	150 rpm
Minimum rpm independent constant load	30 rpm
Electromagnetic "eddy current" braking system	✓
Dynamic calibration	✓

### Accuracy

Workload accuracy from 7 to 100 W	3 W
Workload accuracy from 100 to 500 W	3 %
Workload accuracy from 500 to 1000 W	5 %

### Comfort

Adjustability range height	1400 mm
----------------------------	---------

### User Interface

Readout Distance	✓
Readout RPM	✓
Readout Heartrate	✓
Readout target HR	✓
Readout Energy	✓
Readout Torque	✓
Readout Time	✓
Readout Power	✓
Set Display	✓
Set Resistance	✓
Set P-Slope	✓
Set Mode	✓
Manual operation mode	✓
Preset protocol operation mode	✓
Analog operation mode	✓
Terminal operation mode	✓
External control unit	✓
Selfdesigned protocol operation mode	✓

### Connectivity

Analog connector	✓
------------------	---

### Dimensions

Product length (cm)	84 cm	33.1 inch
Product width (cm)	82 cm	32.3 inch
Product height	223 cm	87.8 inch
Product weight	100 kg	220.5 lbs
Width between stand	67 cm	

### Power requirements

115 V AC 50/60 Hz (138 VA)	✓
230 V AC 50/60 Hz (138 VA)	✓

### Standards & Safety

IEC 60601-1:2005	✓
ISO 13485:2016 compliant	✓
ISO 9001:2015 compliant	✓

### Certification

CE class Im according to MDD93/42/EEC	✓
CB according to IECCE CB	✓

### Order info

Partnumber: 917904

\*Specifications are subject to change without notice.